


### Introduction


Oracle Net Suite has two system in parallel, the real live one called “Production” and a safe environment called the “Sand Box”. It is easy to get confused with the two system. The sand box environment is used for all the training while in the production we must be more cautious.

### How to identify

On the left top corner we have within the SandBox:

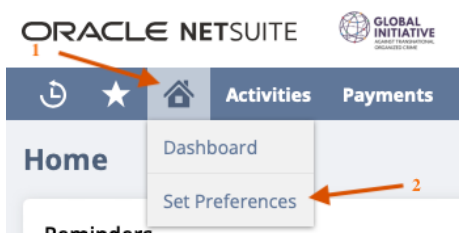


Or from the production

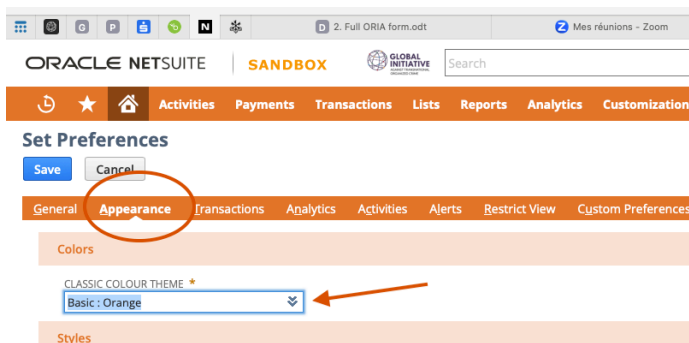


### Change colour preference in SandBox

On top of the logo Sand box, we can easily add a visual aspect to differentiate the sand box from the production. As the Sand box logo is orange the below process will give you the step by step to change the background color in orange for the training environment.



Click 1<sup>st</sup> on the Home icon (little house), then Set Preference



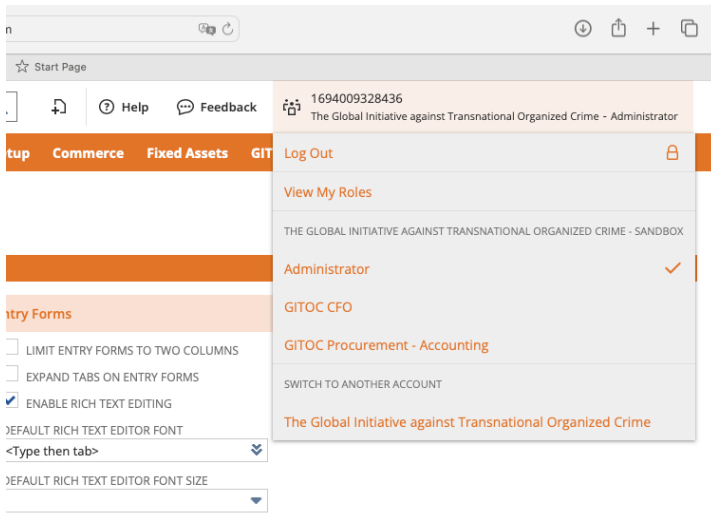
Then In within the General – Appearance – Transaction Ribbon, Select appearance

In the Classic Colour Theme, please select Basic. Orange. Once selected at the bottom, Click SAVE

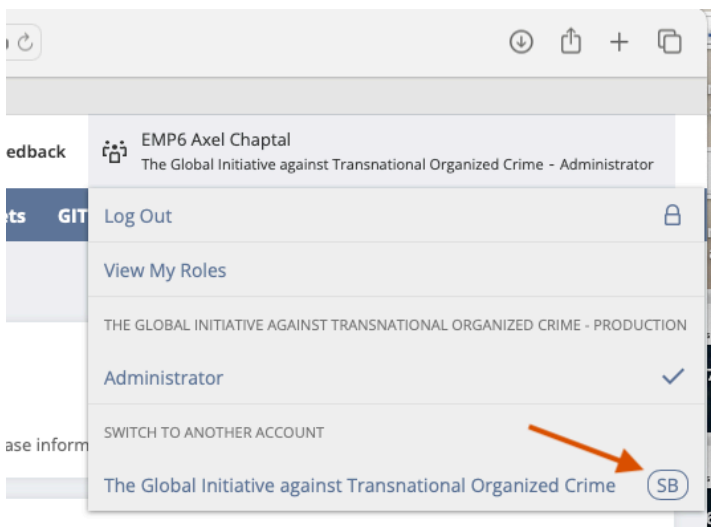
### Navigation between Sand Box and Production :

In the right top corner, you should have your name. When you are passing your mouse over you will have the different access you might have. At the bottom you will have Switch to another Account. Please select the other one.

#### From the Sand Box:



#### From the Production : Please see the little SB at the end



You can either select the access directly from the drop down box or from the link that appears in the middle of the screen.

#### My Roles

The Global Initiative against Transnational Organized Crime Sandbox Show All

ROLE	LAST LOGIN
Administrator	✓ Logged in
GITOC CFO	11/12/2023 8:24 pm
GITOC Procurement - Accounting	11/12/2023 8:22 pm

Or switch to another account

ACCOUNT NAME	ACCOUNT TYPE
The Global Initiative against Transnational Organized Crime	Production